



# GARDEN STATE MARQUETRY SOCIETY PLUS

\* Chapter affiliated with the American Marquetry Society



Web site address: <http://www.qsmarquetryplus.com> or <http://www.qsmsplus.com>

E-mail address: [matjht@comcast.net](mailto:matjht@comcast.net) or [info@qsmsplus.com](mailto:info@qsmsplus.com)

## Highlights from our January 9<sup>th</sup>, 2010 Meeting

**The meeting was called to order** by John T. One guest was in attendance: Jean, woodworking friend of John Goetz.

**Library:** Our VHS tapes are being converted into DVDs. Patterns are being consolidated and grouped by type of woodwork (i.e., Scrollsaw, Marquetry, Intarsia, etc). There will be some overlap between categories. Feel free to donate copies of your patterns to the club library.

**Membership Dues** are being collected at the meetings during the break time.

**Upcoming Election of Officers** – Anyone interested in taking a Club Office position, please let John T. know. If not, existing officer’s names will be resubmitted.

**Upcoming Activity: The Woodworking Show** will be February 19–21, 2010, in the usual location, the Garden State Exhibit Center in Somerset, NJ.

- This year the Club will only be provided with 12 tickets per day for booth attendees; at our next meeting, please sign up for times that you are able to be at the booth.
- If you come to the show, please spend some time at the booth, talk to visitors and encourage people to join our club.

- At the booth, wear your club Marquetry shirts/hats if you have them.
- Our Club will again have two adjoining booths this year.
- Clubs will not be grouped together as in past years; but will be mixed in among all booths.
- Publicize the show by telling your friends.
- John T will bring 1,200 club fliers to the show.
- John T. will bring a scroll saw to the show to use for demonstrations at our booth. “Strolling seminars”, e.g., ongoing demonstrations at the booth, are strongly encouraged.
- Due to our Club status – Note: At the show, we can’t advertise products we are using. Reminder: Don’t sell anything or negotiate during the show.
- At the February meeting, bring pictures/projects to display at the show and/or hang on screens. Put your address on the back of your project (mailing label stickers are fine) so that your project is easier to return.

**More Embroidered Club Hats** will be ordered.

Continued on Page2

### INSIDE THIS ISSUE

Highlights from Jan 9 <sup>th</sup> Meeting	1–2
January Show & Tell Projects	3
Highlights from Dec 5 <sup>th</sup> Meeting; Show & Tell	4
PollyAnna Gift Exchange Photos	5
Support Page	6

### Upcoming Meetings:

In 2010: Feb 6<sup>th</sup>; Mar 6<sup>th</sup>; April 3<sup>rd</sup>; May 1<sup>st</sup>; June 5<sup>th</sup>.

### Contact Information:

John Truskowski, President  
Phone: 610-222-3829 or  
Email: [matjht@comcast.net](mailto:matjht@comcast.net)

Photos by: Paul Chen and Helen Hoefele

Continued from Page 1

**Lifetime Memberships.** A motion was made and passed, granting Lifetime Memberships to two former Club members who have moved out of state, namely Lee Anderson (Northern PA) and John Schneider (NC). With this status, they will still receive all emails and invitations, but are not required to pay ongoing dues.


**New DRC Supplies** have been ordered, including Wonderpaper (due to its heavy weight, ordering larger quantities saves you in shipping costs). Also, veneers have been purchased at \$1 per pound and will be bundled and available for sale soon.

**“For What It’s Worth”** – Larry Lichtenstein shared information on Level 6 Cut Resistant Gloves from hexarmor.com. He will be placing an order for those that have expressed interest in purchasing a pair.

A **Handout** on “Plans for a Simple Veneer Press for Marquetry” was available at the meeting and has been posted on our website under “Resources & Links: at: (<http://www.gsmsplus.com/resources.php>).

**Next Meeting at the Library will be on February 6<sup>th</sup> .** □


**January Door Prize Winner**  
Thank You to: Lyropa Tool Corp  
for donating this prize.



*Walt England*

## Demonstration of Furniture Repair and Refinishing

Bill Friedman, a shop teacher who also repairs and refinishes furniture in his spare time (all via word-of-mouth referrals), spoke with our Club about the work he does. He explained that what makes him good at what he does is the experience he has gathered over time from other woodworkers in his field and by working on a broad range of materials and projects. Two areas that he covered in his demonstration were: (1) caning and rushing of chair seats and seatbacks, and (2) repairing a broken chair stretcher spindle. His work on furniture often includes: matching colors for appropriate shellacking or lacquering; staining; polishing to fix stains; stripping and re-finishing.



## “Show & Tell” Projects from Our January 9<sup>th</sup> Meeting



Larry Lichtenstein - Relief carving; elf house; walking stick.



Bob Lewis - Scroll saw Pictures & Crosses



Fred Longobardi - Scroll Saw



Lee Friedman - Spartans Marquetry Sign



Eva Hoefele - Owl Woodburning



Charlie Brainard - Marquetry & Scroll saw work



John Goetz - Scroll saw Ornaments



Henry Buccino - Puzzles



## Highlights from our December 5<sup>th</sup>, 2009 Meeting


**Library** – A few new books have been added. Let us know if you see anything we should add.

**Presentations** – We are always looking for presenters. Presentations don't need to be long. Feel free to "Share Tips" or contribute something to a "For What It's Worth" segment of the meeting.

**Woodcrafters In Your Area?** – If you know of anyone in your area who does woodcraft, invite them to come a Club meeting to share their interests. John T visited a 90year old craftsman near Phillipsburg. If anyone can offer this gentleman a ride to future meetings (or knows of someone with similar needs), please bring that to the Club's attention. ■

### Intarsia Demonstration by Pat Miles

Intarsia is like 3D Marquetry. Use different colored woods, cut out your pattern pieces. Be sure to follow the pattern's indicated grain direction. Number the back of your pieces after cutting so you don't forget. Use a sander to shape your wood by bringing your wood to the sander. Softer woods are easier to sand. Fit everything together, sand, then



cut out a backing that is slightly smaller than final work. Before you apply your finish, blow away fine particles. Varnish each individual piece before assembly. Apply two coats to everything. Make sure the first coat is dry before applying second coat. Once it's sealed, you don't need to worry about expansion or contraction. (Intarsia.com has good information.)

### "Show & Tell" Projects from December 5<sup>th</sup> Meeting



*Eva Hoefele - Monk Woodburning*




*Bob Lewis - Whirlygig*



*Pat Miles - Intarsia Horse Head*



*John Liska - Woodcarved Rose*



*Pete Laudati - Woodburning, Relief Carving, and Bark Spirit*

## Pictures from our "Polly Anna" Holiday Gift Exchange



*From Walt England To Eva Hoefele*



*From Eva Hoefele to Pete Laudati*



*From Pete Laudati to Henry Buccino*



*From Henry Buccino to Walt England*



*From John Graham to John Truskowski*



*From Pat Miles to John Graham*



*From Bob Lewis to Pat Miles*



*From John Truskowski to Bob Lewis*



### Support Page

We wish to thank the following companies for their support and contributions to our annual picnic and monthly door prizes.

Razertip Industries, Inc  
 DMT (Diamond Machine Technologies)  
 National Artcraft Companies  
 Micro Jig Inc  
 Lee-Nielson Tool Works, Inc  
 Lee Valley Tools LTD  
 Wood Magazine  
 Mikes Workshop, Inc  
 Woodcraft Supply  
 Rockler Companies  
 Advanced Machinery (Hegner)  
 The Taunton Press (Fine Woodworking)  
 Black & Decker Inc  
 Foredom Electric Company  
 Worksharp  
 Fox Chapel Publishing  
 Artistry in Veneers, Inc  
 All American Crafts Inc (Creative Woodworks & Crafts)  
 Vacuum Pressing Systems Inc  
 Lyropa Tool Corp  
 Silas Kopf Woodworking, Inc  
 Prox-Tech, Inc  
 Woodline USA  
 DRC Distributors  
 Jevons Tool Company  
 Woodshop News

Garden State Marquetry Society members are encouraged to support those who support us!

*Our group is a Chapter of the*  
American Marquetry Society



*For information on Membership to this national organization, visit their website at:*

<http://www.americanmarquetrysociety.com>

Join us at our upcoming meetings: - Feb 6<sup>th</sup>; Mar 6<sup>th</sup>; April 3<sup>rd</sup>; May 1<sup>st</sup>; June 5<sup>th</sup>.  
 Location: The Monmouth County Library on: 125 Symmes Rd, in Manalapan, NJ  
 You can find Directions online at: [http://gsmsplus.com/meeting\\_info.php](http://gsmsplus.com/meeting_info.php)