Newsletter of the

Garden State Marquetry Society - PLUS

Founded in 1983

May, 2015

General Meeting



John Truskowski called the meeting to order at 9:30. Two new prospects were in attendance.– Herb Beir who interest is Marquetry and Allen Hernstein who expressed interest in wood burning. The newsletter will be available on our web site (see last page for site address). John reviewed the upcoming events (see upcoming section for details). Willard brought up the need to ensure any paint used on items sold for children's use should be lead free water based. Mark, an previous member from out-of town will be at our next meeting to talk about Vaniers .

Treasury Note:

PLEASE PAY YOUR DUES IF YOU ARE NOT UP TO DATE. CAROL will absent for the next few meetings. In the interim see Joe Cilino *IF YOU ARE NOT SURE* you are up to date.

Show & Tell



Willard shows some of his automotive toy handy work. He makes great toys such as police, fire and now open cars as well as trucks!



Bob Lewis found this patriot's flag in the 2002 wood magazine . The technique is called segmentation.



Bill Greaves' unique "Door stop"



Larry Lictenstein displays his wood carving of "Black Smith Designer Shoes" by Smitty



John Graham made this Intarsia flower pot for a fund raiser– taken from "Intarsia for Beginners" book.



Walter England's progress on his sail boat model



Jeff Fox displays his sand darkening technique



This month Eva Hoefele displays her wood burning skills with floral arrangement which needed multiple burning to achieve different levels of shading



Craig Newton's one of kind Mahogany box trimmed in Cherry and introducing a spray flocking for the interior. Info in this copy under *Resources*

Celtic over under pattern by Carol Smith



Another unique wood project—A wood vise made of (yes) wood by Frank Garcia. Bet you don't see theses very often!

Resources Guide

- FLOCK IT! LTD Spray suede nylon fibers etc.— www.donjer.com Ph: 815-247-8775
- Exotic Wood Products source– contact (John Kuchar 732-549-6468) E Mail jpkuchar@mac.com
- Wood toy accessories i.e. wheels etc. - Casey's wood Products, 320 Birch Point Rd., Wiscasset Maine 04578 *Ph 800-452-2739 to obtain a pdf. catalog.

Winner of Show & Tell:

Frank Garcia

Door Prize Winner:

George Kane

Prizes consisted of choice of Tilt Box for a table saw, Twist Lock set and a 12 piece Wood Carving set.

Library

Great resource for both experienced and novice wood enthusiast.

CHECK IT OUT

Tools & More

Hear, one can find everything from sandpaper to drill bit sharpeners to just about anything one needs for their project. *Always something new you can't live without!*

John Truskowski, our club president, has developed many contacts over the years enabling him to buy the tools at cost. The revenue from the parts sold is returned to the treasury...

Tech Session

Making star burst patterns in vanier

After a hiatus of twenty to raise a family Craig Newton is back at woodworking. He built a barn in the back of his property then converted it to a wood shop.

During this tech session Craig demonstrated the art of making different patterns to insert into projects such as a decorative box.

A review of the steps:

- Cut Vanier in various widths (1/8. 1/4 1/2 in.) and different colors/shades.
- Tape alternate strips together using blue or green tape. Tape the complete back of the pattern.
- Using a protractor, mark and cut the previous assembled unit to 15 degree strips 1/2 inch wide.
- Remove tape
- You now have a number of pieces of various sizes and colors.
- Next place tape sticky side up.
- Start placing four cut pieces at 90 degrees to start the star pattern.
- Insert additional contrasting pieces filing in the open areas place finished star on the substrate then cut out the base to accommodate the star
- Place wet vanier tape on the surface and press between two heavy objects (press) and allow to dry for about eight hours.
- Cut pattern from tape and insert in the base piece.

Next tech session– new tools and finishing your Marquetry project presented by Mark Gartner





Upcoming Events

- Fox Chapel open house May 8-9 East Petersburg, PA.

  Many workshops and books will be available.
- Grizzly tent sale May 16th and September 19th. Good discounts but you need to beat the crowd by being there very early.
- NE Woodcarvers Roundup in Homedale, Pa on July 19-23 and again on Sept 25-27. Chuck and Eva will be holding workshops. Attendees will be responsible for the cost of materials for the workshop they attend, as well as meals, lodging etc.
- NJ Forestry event on Oct. 3rd. Held in Jackson, NJ– This will be an all day event. Bring a chair. Lunch and beverages will be provided by our club. Also don't forget to bring your sale items you made this year,

Special Demonstration

If you recall Frank Garcia made a device to spin and make rope which he shared with the club in April. He decided to show us how the device works with the aid of Pete Laudati.

Below are some pictures to refresh your memory should you want to duplicate Frank's project.





OFFICERS

PRESIDENT:
John Truskowski
4370 Annandale Drive
Schwenksville, PA
(610) 222-3828
Email: matjht@comcast.net

VICE PRESIDENT:
John Graham
E-mail: dianegr1@verizon.net

TREASURER:
Carol Smith
37 Vanderbult Ave
Milltown, NJ
(732) 220-1551
E-mail: spedsmitty@aol.com

SECRETARY:
Helen Hoefele
50 N Evergreen Rd. Apt 6A
Edison, NJ
(908) 307-1376
E-mail: hhoefele@gmail.com

Much thanks to the following for their contribution to our Newsletter *

WEBMASTER:
Helen Hoefele
E-mail: hhoefele@gmail.com

PHOTOGRAPHER:
Paul Chen
E-Mail pchen118@yahoo.com

The ***Newsletter*** is published monthly by ***Garden State Marquetry Society - PLUS*** of New Jersey, a nonprofit organization dedicated to teaching and promoting many types of wood working. Membership dues are $10.00 per year.

Visit our Web Site at: http://www.njmarquetry .com where a Web version of the ***newsletter*** can be found in PDF format.

Regular meetings are held on the first Saturday of every month at 9:00 AM, (except July and August) at the Monmouth County Library, North on Rt. 9 and Symees Rd, Manalapan, NJ. Guests are always welcome.

Contributions to the *newsletter* are always welcome, and members are encouraged to participate. Articles, shop hints and news items may be submitted directly to The Editor as typed manuscript or electronic files, either on discs or by e-mail. Handwritten notes or other materials will be considered depending on the amount of editing and preparation involved.

The newsletter is written by **Helen Hoefele** , edited by **Joe Cilino.**

Your ideas and suggestions are always welcome in the **Newsletter**. Please submit them to **Helen or Joe**.

Direct All Correspondence To:

EDITOR

Joe Cilino
661 Heritage Road
Millington, NJ 07946
(908) 647-0893
E-mail: joe.cilino@verizon.net

NEXT MEETING:
June 6th, 2015
9:00 AM
MONMOUTH COUNTY LIBRARY
Bring Your project/s
[Finished or Unfinished]